



Location: CMA5b - Pedestrian Plaza

Report on 24-hour TSP monitoring for EP-376/2009

Action Level - 209.9 $\mu\text{g}/\text{m}^3$

Limit Level - 260 $\mu\text{g}/\text{m}^3$

Date	Sampling Time	Weather Condition	Filter paper no.	Filter Weight, g		Elapse Time, hr		Sampling Time, hr	Flow Rate, m^3/min			Total Volume, m^3	TSP Level, $\mu\text{g}/\text{m}^3$
				Initial	Final	Initial	Final		Initial, Q_{si}	Final, Q_{sf}	Average		
29-Sep-15	8:00	Fine	013430	2.8529	3.1029	5467.87	5491.87	24.00	1.02	1.03	1.02	1475	169.4
6-Oct-15	15:31	Rainy	013463	2.8440	2.9099	5497.87	5521.87	24.00	0.93	0.93	0.93	1345	49.0
10-Oct-15	8:00	Cloudy	012423	2.7974	2.9345	5521.88	5545.88	24.00	1.00	1.01	1.00	1446	94.8
16-Oct-15	8:00	Fine	012943	2.7987	3.0369	5548.89	5572.89	24.00	1.00	1.00	1.00	1434	166.1
22-Oct-15	8:00	Fine	013552	2.7849	2.8405	5575.89	5599.89	24.00	0.93	0.93	0.93	1342	41.4

Remark: Due to interruption of electricity, the 24hr TSP monitoring was rescheduled from 5 October 2015 to 6 October 2015.

Report on 1-hour TSP monitoring for EP-376/2009

Action Level - 339.7 $\mu\text{g}/\text{m}^3$

Limit Level - 500 $\mu\text{g}/\text{m}^3$

Date	Sampling Time	Weather Condition	Filter paper no.	Filter Weight, g		Elapse Time, hr		Sampling Time, hr	Flow Rate, m^3/min			Total Volume, m^3	TSP Level, $\mu\text{g}/\text{m}^3$
				Initial	Final	Initial	Final		Initial, Q_{si}	Final, Q_{sf}	Average		
30-Sep-15	8:38	Cloudy	013436	2.8471	2.8540	5491.87	5492.87	1.00	0.97	0.97	0.97	58	118.2
30-Sep-15	9:47	Cloudy	013390	2.8186	2.8268	5492.87	5493.87	1.00	0.97	0.97	0.97	58	140.5
30-Sep-15	10:55	Cloudy	013395	2.7994	2.8115	5493.87	5494.87	1.00	1.03	1.03	1.03	62	196.6
6-Oct-15	8:37	Cloudy	013477	2.8562	2.8645	5494.87	5495.87	1.00	0.93	0.93	0.93	56	148.0
6-Oct-15	10:47	Cloudy	013472	2.8363	2.8411	5495.87	5496.87	1.00	0.93	0.93	0.93	56	85.6
6-Oct-15	13:00	Cloudy	013486	2.8542	2.8600	5496.87	5497.87	1.00	0.93	0.93	0.93	56	103.5
12-Oct-15	8:15	Cloudy	012954	2.8113	2.8227	5545.89	5546.89	1.00	0.94	0.94	0.94	57	201.5
12-Oct-15	9:44	Cloudy	013458	2.8552	2.8657	5546.89	5547.89	1.00	0.94	0.94	0.94	57	185.6
12-Oct-15	13:00	Cloudy	013406	2.7957	2.8064	5547.89	5548.89	1.00	1.07	1.07	1.07	64	167.2
17-Oct-15	8:42	Fine	013563	2.8085	2.8137	5572.89	5573.89	1.00	0.93	0.93	0.93	56	92.8
17-Oct-15	9:53	Fine	013559	2.7815	2.7852	5573.89	5574.89	1.00	0.93	0.93	0.93	56	66.0
17-Oct-15	10:56	Fine	013555	2.7988	2.8057	5574.89	5575.89	1.00	0.93	0.93	0.93	56	123.1
23-Oct-15	10:29	Fine	013549	2.7856	2.7913	5599.89	5600.89	1.00	0.93	0.93	0.93	56	101.9
23-Oct-15	13:00	Fine	013575	2.8188	2.8274	5600.89	5601.89	1.00	0.93	0.93	0.93	56	153.8
23-Oct-15	14:24	Fine	013572	2.8078	2.8175	5601.89	5602.89	1.00	0.93	0.93	0.93	56	173.5



Location: CMA6a - WDII PRE Office

Report on 24-hour TSP monitoring for EP-376/2009

Action Level - 207.1 µg/m³

Limit Level - 260 µg/m³

Date	Sampling Time	Weather Condition	Filter paper no.	Filter Weight, g		Elapse Time, hr		Sampling Time, hr	Flow Rate, m ³ /min			Total Volume, m ³	TSP Level, µg/m ³
				Initial	Final	Initial	Final		Initial, Q _{si}	Final, Q _{sf}	Average		
29-Sep-15	8:00	Fine	013431	2.8655	3.1426	20539.65	20563.65	24.00	1.21	1.21	1.21	1744	158.9
5-Oct-15	8:00	Rainy	013081	2.8111	2.9605	20566.66	20590.66	24.00	1.27	1.27	1.27	1828	81.7
10-Oct-15	8:00	Cloudy	013402	2.7931	2.9396	20593.67	20617.67	24.00	1.14	1.14	1.14	1641	89.3
16-Oct-15	8:00	Fine	013179	2.8175	3.1000	20620.67	20644.67	24.00	1.27	1.27	1.27	1828	154.5
22-Oct-15	8:00	Fine	013243	2.8305	3.0484	20647.67	20671.67	24.00	1.27	1.27	1.27	1824	119.5

Report on 1-hour TSP monitoring for EP-376/2009

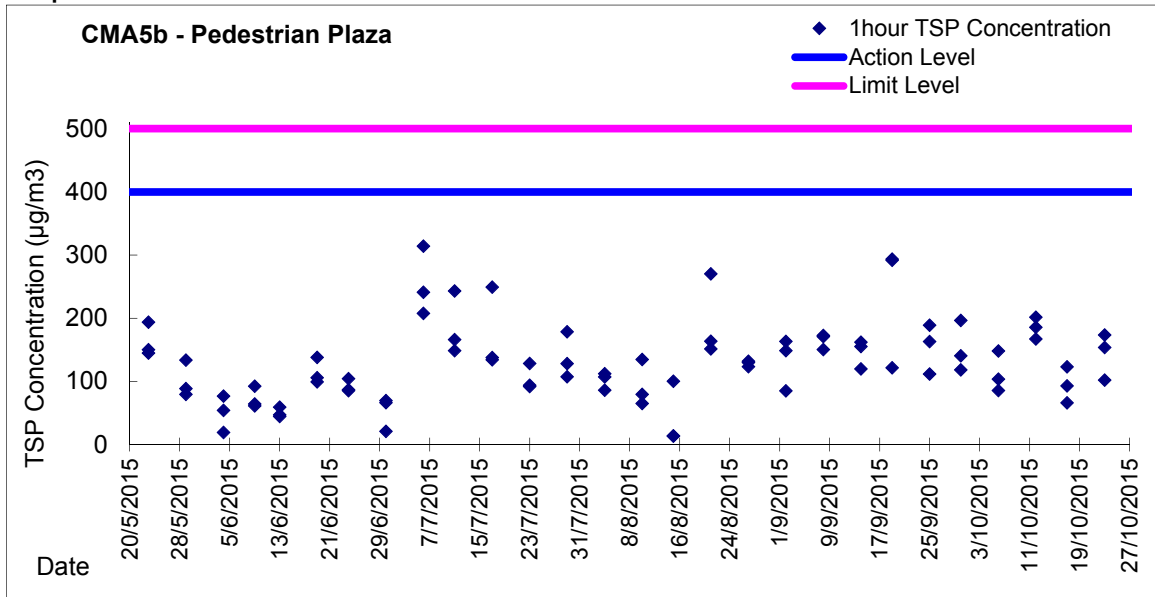
Action Level - 333 µg/m³

Limit Level - 500 µg/m³

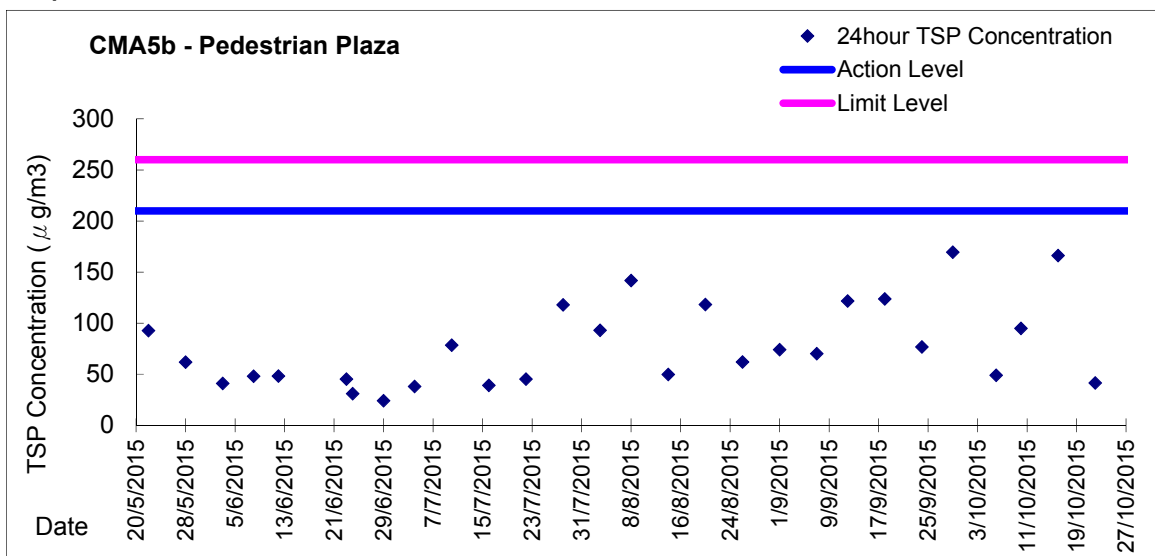
Date	Sampling Time	Weather Condition	Filter paper no.	Filter Weight, g		Elapse Time, hr		Sampling Time, hr	Flow Rate, m ³ /min			Total Volume, m ³	TSP Level, µg/m ³
				Initial	Final	Initial	Final		Initial, Q _{si}	Final, Q _{sf}	Average		
30-Sep-15	8:50	Cloudy	013503	2.8646	2.8790	20563.65	20564.65	1.00	1.21	1.21	1.21	73	198.0
30-Sep-15	9:59	Cloudy	013391	2.7995	2.8156	20564.65	20565.65	1.00	1.21	1.21	1.21	73	221.3
30-Sep-15	11:00	Cloudy	013498	2.8625	2.8763	20565.65	20566.65	1.00	1.21	1.21	1.21	73	189.7
6-Oct-15	8:13	Cloudy	013493	2.8369	2.8436	20590.66	20591.66	1.00	1.27	1.27	1.27	76	87.9
6-Oct-15	10:35	Cloudy	013490	2.8540	2.8613	20591.66	20592.66	1.00	1.27	1.27	1.27	76	95.8
6-Oct-15	13:00	Cloudy	013487	2.8538	2.8609	20592.66	20593.66	1.00	1.27	1.27	1.27	76	93.2
12-Oct-15	8:30	Cloudy	012953	2.8137	2.8258	20617.67	20618.67	1.00	1.14	1.14	1.14	68	176.8
12-Oct-15	9:57	Cloudy	013410	2.7967	2.8064	20618.67	20619.67	1.00	1.14	1.14	1.14	68	141.8
12-Oct-15	13:00	Cloudy	013408	2.7846	2.7950	20619.67	20620.67	1.00	1.14	1.14	1.14	68	152.0
17-Oct-15	8:50	Fine	013614	2.7944	2.8073	20644.67	20645.67	1.00	1.27	1.27	1.27	76	169.4
17-Oct-15	9:55	Fine	013611	2.7688	2.7811	20645.67	20646.67	1.00	1.27	1.27	1.27	76	161.5
17-Oct-15	11:00	Fine	013554	2.7930	2.8057	20646.67	20647.67	1.00	1.27	1.27	1.27	76	166.8
23-Oct-15	10:00	Fine	013606	2.7821	2.7962	20671.67	20672.67	1.00	1.27	1.27	1.27	76	185.5
23-Oct-15	13:00	Fine	013577	2.8110	2.8265	20672.67	20673.67	1.00	1.27	1.27	1.27	76	203.9
23-Oct-15	14:06	Fine	013574	2.8141	2.8312	20673.67	20674.67	1.00	1.27	1.27	1.27	76	224.9



Graphic Presentation of 1 hour TSP Result for EP-376/2009

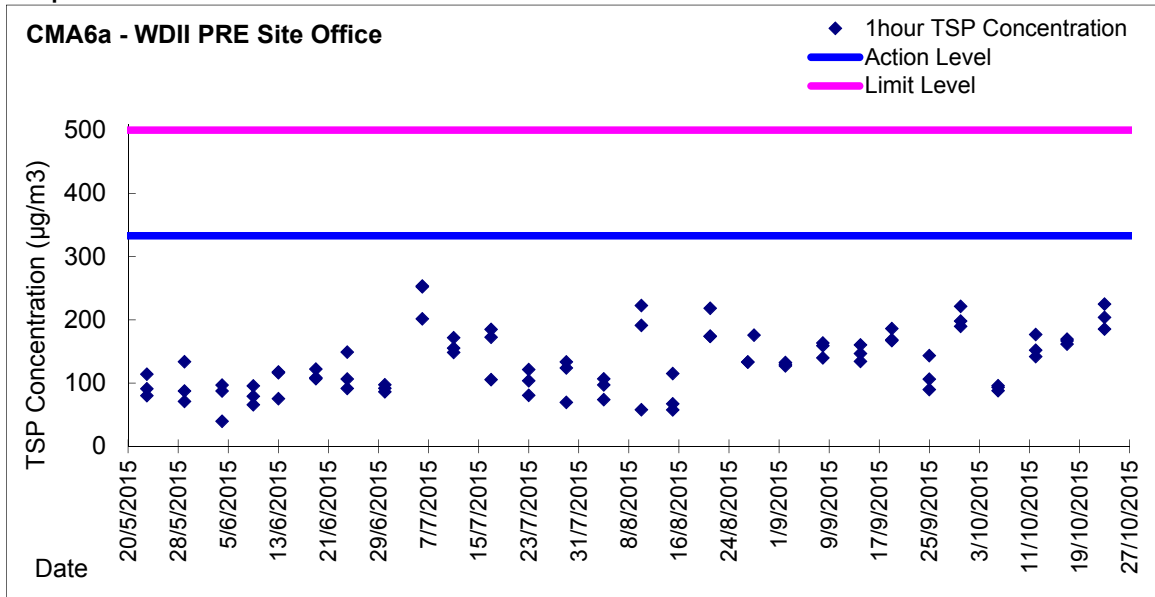


Graphic Presentation of 24 hour TSP Result for EP-376/2009





Graphic Presentation of 1 hour TSP Result for EP-376/2009



Graphic Presentation of 24 hour TSP Result for EP-376/2009

